


## ***ELECTRODE CATALOG***

**PMT<sup>®</sup>** CORPORATION  
QUALITY, INNOVATION AND CUSTOMER DRIVEN



## ELECTRODE PIONEER

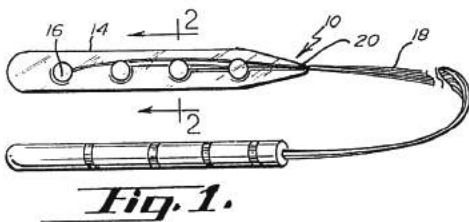
Since 1984 PMT® pioneered the development and introduction of reliable, precision Cortac® Cortical Strip and Grid Electrodes, Depthalon® Depth Electrodes and Sphenoidal® Electrodes used in EEG monitoring. These products are used to evoke potential stimulation and electrocorticography diagnostic applications that are critical for determining appropriate surgical approaches to treating epilepsy patients. PMT® Corporation's commitment to innovative products and customer satisfaction has made PMT® a leader in epilepsy monitoring, intraoperative and LTM. PMT® platinum cortical electrodes and microwire electrodes are approved by the FDA for LTM up to 29 days. Utilizing the finest quality materials in the manufacturing process, PMT® GUARANTEES to deliver you the quality and service you need.



ISO 13485: 2003 CERTIFIED

## REGISTERED MANUFACTURER

PMT® Corporation is proud to be a CE Marked, FDA and ISO 13485 registered manufacturer. Federal Law (U.S.A.) restricts the devices shown in this catalog for sale by or on the order of a physician. All PMT® products are covered by one of the best comprehensive product liability insurances available to the medical manufacturing industry. Contact your local PMT® Product Specialist or distributor for more information.



## PATENTS

All electrodes are supplied sterile for single use only. Drawings in the catalog are not to scale and dimensions listed are approximate. Model numbers are subject to change without notice. U.S. Patent 6162101, 6024702, 5961909, 5902236 and other patents pending.

# PMT® ELECTRODE REFERENCE GUIDE

## TABLE OF CONTENTS

### sEEG ELECTRODES

4-5 sEEG DEPTH ELECTRODES  
AND ANCHOR BOLTS

6-7 sEEG STEREOTACTIC KITS  
AND MINI CABLES

### CORTAC SUBDURAL ELECTRODES

8 SUBDURAL ELECTRODES OVERVIEW

9 STRIP ELECTRODES

10-13 STANDARD GRID ELECTRODES

14-15 CONTOUR ELECTRODES

16-17 TOP EXIT ELECTRODES

18 DUAL SIDED STRIP & GRID ELECTRODES

19 NON-STANDARD CORTAC

20 MICROWIRE ARRAYS

### ACCUNAV NEURONAVIGATION DEPTH ELECTRODES

21 ACCUNAV DEPTH ELECTRODES

### DEPTHALON DEPTH ELECTRODE

22-23 DEPTHALON ELECTRODES

23 ANCHOR BOLTS

24-25 DEPTHALON ANCHOR BOLTS  
& STEREOTACTIC KITS


26 ELECTRODE CONNECTION

27 IOM ELECTRODES

28 SPHENOIDAL ELECTRODES

29-30 NON-STANDARD ORDERING FORMS

31 WARRANTY & DISCLAIMER



# PMT® sEEG DEPTHALON® ELECTRODES

THE PMT sEEG ELECTRODES ARE THE INDUSTRY GOLD STANDARD AND ARE THE MOST RELIABLE SMALL DIAMETER DEPTH ELECTRODE ON THE MARKET. PMT OFFERS MULTIPLE MODELS WITH VARIOUS LENGTHS, CONTACTS AND SPACING. PMT ALSO PROVIDES ALL OF THE NECESSARY ADAPTORS REQUIRED FOR YOUR STEREOTACTIC SYSTEM.

THE sEEG DEPTHALON DEPTH ELECTRODE IS A SMALL DIAMETER (0.8mm) DEPTH ELECTRODE WITH UP TO 16 CONTACTS. IT IS 36% SMALLER IN DIAMETER THAN CONVENTIONAL DEPTH ELECTRODES WHICH MAKE THEM LESS INVASIVE AND REDUCES COMPLICATION RATES. THE STANDARD CONFIGURATION INCLUDES 2mm CONTACTS WITH 3.5mm CENTER TO CENTER SPACING, 27mm OVERALL LENGTH AND A MINI CONNECTOR. OTHER CONTACT SIZES AND SPACING CONFIGURATIONS ARE AVAILABLE. ALL sEEG DEPTH ELECTRODES COME EQUIPPED WITH AN ANCHOR BOLT CAP ALREADY INSTALLED ONTO THE SUBSTRATE LEAD. THE sEEG DEPTH ELECTRODE IS AVAILABLE WITH EITHER A REMOVABLE OR PERMANENT STYLET.

MODEL NUMBER	DESCRIPTION	STYLET	DRILL BIT	CABLE MODEL NUMBER
2102-08-091	8 contacts, 26.5mm Recording depth	Removable	2.4mm	2120-08-01B
2102-08-101	8 contacts, 26.5mm Recording depth	Removable	2.1mm	2120-08-01B



MODEL NUMBER	DESCRIPTION	STYLET	DRILL BIT	CABLE MODEL NUMBER
2102-10-091	10 contacts, 33.5mm Recording depth	Removable	2.4mm	2120-10-01B
2102-10-101	10 contacts, 33.5mm Recording depth	Removable	2.1mm	2120-10-01B



MODEL NUMBER	DESCRIPTION	STYLET	DRILL BIT	CABLE MODEL NUMBER
2102-12-091	12contacts, 40.5mm Recording depth	Removable	2.4mm	2120-12-01B
2102-12-101	12contacts, 40.5mm Recording depth	Removable	2.1mm	2120-12-01B



\*ALL PARTS NOT SHOWN TO SCALE

## PMT® SEEG DEPTHALON® ELECTRODES *cont.*

MODEL NUMBER	DESCRIPTION	STYLET	DRILL BIT	CABLE MODEL NUMBER
2102-14-091	14 contacts, 47.5mm Recording depth	Removable	2.4mm	2120-14-01B
2102-14-101	14 contacts, 47.5mm Recording depth	Removable	2.1mm	2120-14-01B



MODEL NUMBER	DESCRIPTION	STYLET	DRILL BIT	CABLE MODEL NUMBER
2102-16-091	16 contacts, 54.5mm Recording depth	Removable	2.4mm	2120-16-01B
2102-16-092	16 contacts, 61.5mm Recording depth	Removable	2.4mm	2120-16-01B
2102-16-093	16 contacts, 68.5mm Recording depth	Removable	2.4mm	2120-16-01B
2102-16-101	16 contacts, 54.5mm Recording depth	Removable	2.1mm	2120-16-01B
2102-16-102	16 contacts, 61.5mm Recording depth	Removable	2.1mm	2120-16-01B
2102-16-103	16 contacts, 68.5mm Recording depth	Removable	2.1mm	2120-16-01B



## MINI INTERCONNECTION CABLES

sEEG MODEL NUMBER	DESCRIPTION
2120-08-01B	MINI CONNECTOR CABLE WITH ONE CONNECTOR FOR 8 CONTACT ELECTRODE TAIL
2120-10-01B	MINI CONNECTOR CABLE WITH ONE CONNECTOR FOR 10 CONTACT ELECTRODE TAIL
2120-12-01B	MINI CONNECTOR CABLE WITH ONE CONNECTOR FOR 12 CONTACT ELECTRODE TAIL
2120-14-01B	MINI CONNECTOR CABLE WITH ONE CONNECTOR FOR 14 CONTACT ELECTRODE TAIL
2120-16-01B	MINI CONNECTOR CABLE WITH ONE CONNECTOR FOR 16 CONTACT ELECTRODE TAIL



## SEEG ANCHOR BOLTS

ANCHOR BOLT CAPS NOW COME PRE-ASSEMBLED ON SEEG DEPTH ELECTRODE SUBSTRATE. THEY DO NOT NEED TO BE ORDERED SEPARATELY.

MODEL NUMBER	DESCRIPTION
2103-15-20	sEEG ANCHOR BOLT, 20mm FOR 2.1mm DRILL
2103-15-25	sEEG ANCHOR BOLT, 25mm FOR 2.1mm DRILL
2103-15-30	sEEG ANCHOR BOLT, 30mm FOR 2.1mm DRILL
2103-15-35	sEEG ANCHOR BOLT, 35mm FOR 2.1mm DRILL
2103-16	sEEG ANCHOR BOLT CAP FITS ANCHOR BOLT 2103-15-XX
2103-13	ANCHOR BOLT CAP BLANK FOR 2.1mm DRILL FITS ANCHOR BOLT 2103-15-XX
2103-29-20	sEEG ANCHOR BOLT, 20mm FOR 2.4mm DRILL
2103-29-25	sEEG ANCHOR BOLT, 25mm FOR 2.4mm DRILL
2103-29-30	sEEG ANCHOR BOLT, 30mm FOR 2.4mm DRILL
2103-29-35	sEEG ANCHOR BOLT, 35mm FOR 2.4mm DRILL
2103-14	ANCHOR BOLT CAP BLANK FOR 2.4mm DRILL FITS ANCHOR BOLT 2103-29-XX
2103-21	sEEG ANCHOR BOLT CAP FITS ANCHOR BOLT 2103-29-XX



# PMT® sEEG PLACEMENT KITS

MODEL NUMBER	DESCRIPTION	MODEL NUMBER	DESCRIPTION
<b>BRAINLAB sEEG KIT WITH 2.1mm DRILL BIT</b>		<b>BRAINLAB sEEG KIT WITH 2.4mm DRILL BIT</b>	
2103-22	BRAINLAB sEEG 2.1 mm KIT: 2103-34x2, 52, 60, 64, 68, 69, 85, 92, 93	2103-109	BRAINLAB sEEG 2.4 mm KIT: 2103-95x2, 52, 63, 66, 69, 92, 65, 110
2103-34	sEEG DEPTH ANCHOR BOLT DRIVER	2103-52	DEPTH RULER FOR sEEG DEPTH
2103-52	DEPTH RULER FOR sEEG DEPTH	2103-63	DEPTH STOP FOR 2.4mm DRILL FOR sEEG ANCHOR BOLT
2103-60	DEPTH STOP FOR 2.1mm DRILL FOR sEEG ANCHOR BOLT	2103-65	sEEG ANCHOR BOLT DRIVER 1" LENGTH
2103-64	sEEG ANCHOR BOLT DRIVER BUSHING	2103-66	DEPTH STOP FOR sEEG ANCHOR BOLT DRIVER
2103-68	DEPTH STOP FOR sEEG ANCHOR BOLT DRIVER	2103-69	GUIDING STYLET FOR sEEG DEPTH PLACEMENT
2103-69	GUIDING STYLET FOR sEEG DEPTH PLACEMENT	2103-92	DEPTH STOP FOR sEEG GUIDING STYLET
2103-85	sEEG DEPTH DRILL GUIDE REDUCING TUBE	2103-95	sEEG DEPTH ANCHOR BOLT DRIVER
2103-92	DEPTH STOP FOR sEEG GUIDING STYLET	2103-110	sEEG ANCHOR BOLT DRILL/DRIVER BUSHING
2103-93	sEEG ANCHOR BOLT DRIVER 1" LENGTH	2103-29-20	sEEG ANCHOR BOLT, 20mm
2103-15-20	sEEG ANCHOR BOLT, 20mm	2103-29-25	sEEG ANCHOR BOLT, 25mm
2103-15-25	sEEG ANCHOR BOLT, 25mm	2103-29-30	sEEG ANCHOR BOLT, 30mm
2103-15-30	sEEG ANCHOR BOLT, 30mm	2103-29-35	sEEG ANCHOR BOLT, 35mm
2103-15-35	sEEG ANCHOR BOLT, 35mm	2103-21	sEEG ANCHOR BOLT CAP
2103-16	sEEG ANCHOR BOLT CAP	2103-14	ANCHOR BOLT CAP BLANK
2103-13	ANCHOR BOLT CAP BLANK		
<b>BRW/CRW KIT WITH 2.1mm DRILL BIT</b>		<b>BRW/CRW KIT WITH 2.4mm DRILL BIT</b>	
2103-82	BRW/CRW-sEEG 2.1 mm KIT: 2103-17,34x2,52,92,60,68,69,85,93	2103-35	BRW/CRW-sEEG 2.4 mm KIT: 2103-36,52,92,63,66,69,65,95x2
2103-17	GUIDE BUSHING FOR sEEG ANCHOR BOLT DRIVER	2103-36	CRW-GUIDE BUSHING FOR sEEG ANCHOR BOLT DRILL/DRIVER
2103-34	sEEG DEPTH ANCHOR BOLT DRIVER	2103-52	DEPTH RULER FOR sEEG DEPTH
2103-52	DEPTH RULER FOR sEEG DEPTH	2103-63	DEPTH STOP FOR 2.4mm DRILL FOR sEEG ANCHOR BOLT
2103-60	DEPTH STOP FOR 2.1mm DRILL FOR sEEG ANCHOR BOLT	2103-65	sEEG ANCHOR BOLT DRIVER 1" LENGTH
2103-68	DEPTH STOP FOR sEEG ANCHOR BOLT DRIVER	2103-66	DEPTH STOP FOR sEEG ANCHOR BOLT DRIVER
2103-69	GUIDING STYLET FOR sEEG DEPTH PLACEMENT	2103-69	GUIDING STYLET FOR sEEG DEPTH PLACEMENT
2103-85	sEEG DEPTH DRILL GUIDE REDUCING TUBE	2103-92	DEPTH STOP FOR sEEG GUIDING STYLET
2103-92	DEPTH STOP FOR sEEG GUIDING STYLET	2103-95	sEEG DEPTH ANCHOR BOLT DRIVER
2103-93	sEEG ANCHOR BOLT DRIVER 1" LENGTH	2103-29-20	sEEG ANCHOR BOLT, 20mm
2103-15-20	sEEG ANCHOR BOLT, 20mm	2103-29-25	sEEG ANCHOR BOLT, 25mm
2103-15-25	sEEG ANCHOR BOLT, 25mm	2103-29-30	sEEG ANCHOR BOLT, 30mm
2103-15-30	sEEG ANCHOR BOLT, 30mm	2103-29-35	sEEG ANCHOR BOLT, 35mm
2103-15-35	sEEG ANCHOR BOLT, 35mm	2103-21	sEEG ANCHOR BOLT CAP
2103-16	sEEG ANCHOR BOLT CAP	2103-14	ANCHOR BOLT CAP BLANK
2103-13	ANCHOR BOLT CAP BLANK		
<b>LEKSELL sEEG KIT WITH 2.1mm DRILL BIT</b>		<b>LEKSELL sEEG KIT WITH 2.4mm DRILL BIT</b>	
2103-04	LEKSELL sEEG 2.1 mm KIT: 2103-34x2, 52, 92, 60, 68, 69, 87, 88, 93, 97	2103-37	LEKSELL sEEG 2.4 mm KIT: 2103-95x2, 52, 92, 63, 65, 66, 69, 107, 108
2103-34	sEEG DEPTH ANCHOR BOLT DRIVER	2103-52	DEPTH RULER FOR sEEG DEPTH
2103-52	DEPTH RULER FOR sEEG DEPTH	2103-63	DEPTH STOP FOR 2.4mm DRILL FOR sEEG ANCHOR BOLT
2103-60	DEPTH STOP FOR 2.1mm DRILL FOR sEEG ANCHOR BOLT	2103-65	sEEG ANCHOR BOLT DRIVER 1" LENGTH
2103-68	DEPTH STOP FOR sEEG ANCHOR BOLT DRIVER	2103-66	DEPTH STOP FOR sEEG ANCHOR BOLT DRIVER
2103-69	GUIDING STYLET FOR sEEG DEPTH PLACEMENT	2103-69	GUIDING STYLET FOR sEEG DEPTH PLACEMENT
2103-87	LEKSELL-sEEG DRIVER UPPER GUIDE BUSHING	2103-92	DEPTH STOP FOR sEEG GUIDING STYLET
2103-88	LEKSELL-sEEG DRIVER LOWER GUIDE BUSHING	2103-95	sEEG DEPTH ANCHOR BOLT DRIVER
2103-92	DEPTH STOP FOR sEEG GUIDING STYLET	2103-107	LEKSELL-sEEG DRIVER UPPER GUIDE BUSHING
2103-93	sEEG ANCHOR BOLT DRIVER 1" LENGTH	2103-108	LEKSELL-sEEG DRIVER LOWER GUIDE BUSHING
2103-97	LEKSELL-sEEG DRILL REDUCING TUBE	2103-29-20	sEEG ANCHOR BOLT, 20mm
2103-15-20	sEEG ANCHOR BOLT, 20mm	2103-29-25	sEEG ANCHOR BOLT, 25mm
2103-15-25	sEEG ANCHOR BOLT, 25mm	2103-29-30	sEEG ANCHOR BOLT, 30mm
2103-15-30	sEEG ANCHOR BOLT, 30mm	2103-29-35	sEEG ANCHOR BOLT, 35mm
2103-15-35	sEEG ANCHOR BOLT, 35mm	2103-21	sEEG ANCHOR BOLT CAP, NON-MAGNETIC
2103-16	sEEG ANCHOR BOLT CAP	2103-14	ANCHOR BOLT CAP BLANK
2103-13	ANCHOR BOLT		

## PMT® sEEG PLACEMENT KITS *cont.*

MODEL NUMBER	DESCRIPTION	MODEL NUMBER	DESCRIPTION
<b>ROSA sEEG KIT WITH 2.1mm DRILL BIT</b>		<b>ROSA sEEG KIT WITH 2.4mm DRILL BIT</b>	
2103-99	ROSA sEEG 2.1 mm KIT: 2103-34x2, 52, 60, 68, 69, 85, 92, 93, 94	2103-32	ROSA sEEG 2.4 mm KIT: 2103- 52, 63, 65, 66, 69, 92, 95x2
2103-34	sEEG DEPTH ANCHOR BOLT DRIVER	2103-12	ROSA BUSHING FOR sEEG LONG - STANDARD
2103-52	DEPTH RULER FOR sEEG DEPTH	2103-49	ROSA BUSHING FOR sEEG SHORT -NON-STANDARD
2103-60	DEPTH STOP FOR 2.1mm DRILL FOR sEEG ANCHOR BOLT	2103-52	DEPTH RULER FOR sEEG DEPTH
2103-67	BUSHING FOR DRIVER FOR ROSA ROBOT-SHORT	2103-63	DEPTH STOP FOR 2.4mm DRILL FOR sEEG ANCHOR BOLT
2103-68	DEPTH STOP FOR sEEG ANCHOR BOLT DRIVER	2103-65	sEEG ANCHOR BOLT DRIVER 1" LENGTH
2103-69	GUIDING STYLET FOR sEEG DEPTH PLACEMENT	2103-66	DEPTH STOP FOR sEEG ANCHOR BOLT DRIVER
2103-70	sEEG DRILL REDUCING TUBE 70mm	2103-69	GUIDING STYLET FOR sEEG DEPTH PLACEMENT
2103-75	sEEG DRILL REDUCING TUBE 85mm	2103-92	DEPTH STOP FOR sEEG GUIDING STYLET
2103-85	sEEG DEPTH DRILL GUIDE REDUCING TUBE 100mm	2103-95	sEEG DEPTH ANCHOR BOLT DRIVER
2103-92	DEPTH STOP FOR sEEG GUIDING STYLET	2103-29-20	sEEG ANCHOR BOLT, 20mm
2103-93	sEEG ANCHOR BOLT DRIVER 1" LENGTH	2103-29-25	sEEG ANCHOR BOLT, 25mm
2103-94	BUSHING FOR DRIVER FOR ROSA ROBOT	2103-29-30	sEEG ANCHOR BOLT, 30mm
2103-15-20	sEEG ANCHOR BOLT, 20mm	2103-29-35	sEEG ANCHOR BOLT, 35mm
2103-15-25	sEEG ANCHOR BOLT, 25mm	2103-21	sEEG ANCHOR BOLT CAP
2103-15-30	sEEG ANCHOR BOLT, 30mm	2103-14	ANCHOR BOLT CAP BLANK
2103-15-35	sEEG ANCHOR BOLT, 35mm		
2103-16	sEEG ANCHOR BOLT CAP		
2103-13	ANCHOR BOLT CAP BLANK		

MODEL NUMBER	DESCRIPTION	MODEL NUMBER	DESCRIPTION
<b>STEALTH KIT WITH 2.1mm DRILL BIT</b>		<b>STEALTH KIT WITH 2.4mm DRILL BIT</b>	
2103-50	STEALTH sEEG 2.1 mm KIT: 2103-34x2, 52, 60, 68, 69, 71, 85, 92, 93	2103-41	STEALTH sEEG 2.4 mm KIT: 2103-42, 52, 63, 65, 66, 69, 92, 95x2
2103-34	sEEG DEPTH ANCHOR BOLT DRIVER	2103-42	sEEG DEPTH ANCHOR BOLT DRILL/ DRIVER BUSHING
2103-52	DEPTH RULER FOR sEEG DEPTH	2103-52	DEPTH RULER FOR sEEG DEPTH
2103-60	DEPTH STOP FOR 2.1mm DRILL FOR sEEG ANCHOR BOLT	2103-63	DEPTH STOP FOR 2.4mm DRILL FOR sEEG ANCHOR BOLT
2103-68	DEPTH STOP FOR sEEG ANCHOR BOLT DRIVER	2103-65	sEEG ANCHOR BOLT DRIVER 1" LENGTH
2103-69	GUIDING STYLET FOR sEEG DEPTH PLACEMENT	2103-66	DEPTH STOP FOR sEEG ANCHOR BOLT DRIVER
2103-71	STEALTH SYSTEM-sEEG DEPTH ANCHOR BOLT DRIVER BUSHING	2103-69	GUIDING STYLET FOR sEEG DEPTH PLACEMENT
2103-85	sEEG DEPTH DRILL GUIDE REDUCING TUBE	2103-92	DEPTH STOP FOR sEEG GUIDING STYLET
2103-92	DEPTH STOP FOR sEEG GUIDING STYLET	2103-95	sEEG DEPTH ANCHOR BOLT DRIVER
2103-93	sEEG ANCHOR BOLT DRIVER 1" LENGTH	2103-29-20	sEEG ANCHOR BOLT, 20mm
2103-15-20	sEEG ANCHOR BOLT, 20mm	2103-29-25	sEEG ANCHOR BOLT, 25mm
2103-15-25	sEEG ANCHOR BOLT, 25mm	2103-29-30	sEEG ANCHOR BOLT, 30mm
2103-15-30	sEEG ANCHOR BOLT, 30mm	2103-29-35	sEEG ANCHOR BOLT, 35mm
2103-15-35	sEEG ANCHOR BOLT, 35mm	2103-21	sEEG ANCHOR BOLT CAP
2103-16	sEEG ANCHOR BOLT CAP	2103-14	ANCHOR BOLT CAP BLANK
2103-13	ANCHOR BOLT CAP BLANK		

MODEL NUMBER	DESCRIPTION	MODEL NUMBER	DESCRIPTION
<b>VERTEK sEEG KIT WITH 2.1mm DRILL BIT</b>		<b>VERTEK sEEG KIT WITH 2.4mm DRILL BIT</b>	
2103-11	VERTEK sEEG 2.1 mm KIT: 2103-03, 34x2, 52, 92, 60, 68, 69, 85, 93	2103-43	VERTEK sEEG 2.4 mm KIT INCLUDES 2103-44, 95x2, 52, 92, 63, 66, 69, 65
2103-03	VERTEK-sEEG DRIVER BUSHING FOR 2.1mm DRILL	2103-44	VERTEK-sEEG DRILL/DRIVER BUSHING
2103-34	sEEG DEPTH ANCHOR BOLT DRIVER	2103-52	DEPTH RULER FOR sEEG DEPTH
2103-52	DEPTH RULER FOR sEEG DEPTH	2103-63	DEPTH STOP FOR 2.4mm DRILL FOR sEEG ANCHOR BOLT
2103-60	DEPTH STOP FOR 2.1mm DRILL FOR sEEG ANCHOR BOLT	2103-65	sEEG ANCHOR BOLT DRIVER 1" LENGTH
2103-68	DEPTH STOP FOR sEEG ANCHOR BOLT DRIVER	2103-66	DEPTH STOP FOR sEEG ANCHOR BOLT DRIVER
2103-69	GUIDING STYLET FOR sEEG DEPTH PLACEMENT	2103-69	GUIDING STYLET FOR sEEG DEPTH PLACEMENT
2103-85	sEEG DEPTH DRILL GUIDE REDUCING TUBE 100mm	2103-92	DEPTH STOP FOR sEEG GUIDING STYLET
2103-92	DEPTH STOP FOR sEEG GUIDING STYLET	2103-95	sEEG DEPTH ANCHOR BOLT DRIVER
2103-93	sEEG ANCHOR BOLT DRIVER 1" LENGTH	2103-29-20	sEEG ANCHOR BOLT, 20mm
2103-15-20	sEEG ANCHOR BOLT, 20mm	2103-29-25	sEEG ANCHOR BOLT, 25mm
2103-15-25	sEEG ANCHOR BOLT, 25mm	2103-29-30	sEEG ANCHOR BOLT, 30mm
2103-15-30	sEEG ANCHOR BOLT, 30mm	2103-29-35	sEEG ANCHOR BOLT, 35mm
2103-15-35	sEEG ANCHOR BOLT, 35mm	2103-21	sEEG ANCHOR BOLT CAP
2103-16	sEEG ANCHOR BOLT CAP	2103-14	ANCHOR BOLT CAP BLANK
2103-13	ANCHOR BOLT CAP BLANK		

# CORTAC® SUBDURAL ELECTRODE OVERVIEW

## 1. TWO CONTACT MATERIAL CHOICES

- PLATINUM (2110 SERIES)
- STAINLESS STEEL (2111 SERIES)

## 2. MULTIPLE NUMBER OF CONTACTS (OTHERS AVAILABLE BY NON-STANDARD REQUEST)

- 2, 3, 4, 5, 6, 8, 10, 12, 14, 16, 18, 20, 24, 32, 36, 40, 48, 64

## 3. THREE STANDARD CONTACT SIZES

- 2.0 mm, 3.0 mm, 4.5 mm (1.0 mm AVAILABLE BY NON-STANDARD REQUEST)

## 4. 30+ GRID CONFIGURATIONS (COLUMNS X ROWS)

- 2X2, 2X3, 2X4, 2X5, 2X6, 2X8, 3X2, 3X3, 3X4, 3X5, 3X6, 3X8, 4X2, 4X3, 4X4, 4X5, 4X6, 4X8, 5X2, 5X3, 5X4, 5X5, 5X6, 5X8, 6X2, 6X3, 6X4, 6X5, 6X6, 6X8, 8X2, 8X3, 8X4, 8X5, 8X6, 8X8

## 5. RADIOPAQUE OPTION

- STANDARD LOCATION IS ON CONTACT #1

## 6. NUMBERING FORMAT OPTIONS

- NO NUMBERS, TOP & BOTTOM ROWS ONLY, ALL CONTACTS

## 7. CONTACT SPACING OPTIONS (CENTER TO CENTER)

- 5 mm, 10 mm OR 15 mm

## 8. THREE ELECTRODE THICKNESS OPTIONS ON MOST ELECTRODES

- .5 mm, .76 mm, 1.01 mm

## 9. TWO SURFACE OPTIONS

- SMOOTH OR ENHANCED (TX)

## 10. CONNECTOR TYPE OPTIONS

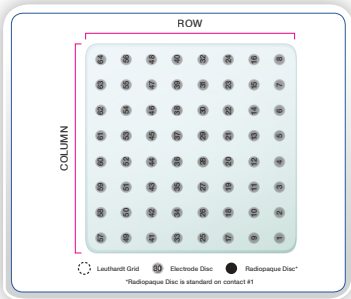
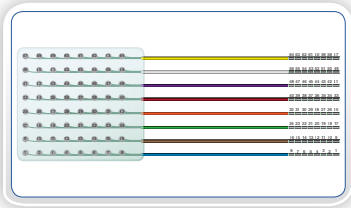
- IN-LINE, MINI (IN-LINE IS STANDARD)

## 11. OPTIONAL NUMBER OF EXITS/TAILS

- 1, 2, 3, 4, 6, 8

## 12. OTHER OPTIONS

- LEUTHARDT GRID PERFORATED HOLES
- DUAL-SIDED/INTER-HEMISPHERICAL
- CONTOUR
- PERPENDICULAR TAIL DESIGN
- L & T SHAPED STRIPS AND GRIDS
- TEMPORAL LOBE DESIGN
- OTHER OPTIONS AVAILABLE UPON REQUEST





# CORTAC® SUBDURAL STRIP ELECTRODES

ELECTRODE DISC SIZE IS 3.0 mm WITH A .76 MM STRIP THICKNESS, 10 mm CENTER TO CENTER CONTACT SPACING, ORIGINAL SMOOTH SURFACE, AND RANDOM COLOR CODED TAILS. FOR OTHER OPTIONS, PLEASE CONSULT YOUR PMT® REPRESENTATIVE OR DISTRIBUTOR.

MODEL NUMBER	DESCRIPTION	MATERIAL	CABLE MODEL NUMBER
2110-02-032	2 contact, 1x2, one exit	Platinum	2125-04-01
2111-02-032	2 contact, 1x2, one exit	Stainless Steel	2125-04-01

\*15mm contact spacing



MODEL NUMBER	DESCRIPTION	MATERIAL	CABLE MODEL NUMBER
2110-04-032	4 contact, 1x4, one exit	Platinum	2125-04-01
2111-04-032	4 contact, 1x4, one exit	Stainless Steel	2125-04-01



MODEL NUMBER	DESCRIPTION	MATERIAL	CABLE MODEL NUMBER
2110-06-032	6 contact, 1x6, one exit	Platinum	2125-06-01
2111-06-032	6 contact, 1x6, one exit	Stainless Steel	2125-06-01



MODEL NUMBER	DESCRIPTION	MATERIAL	CABLE MODEL NUMBER
2110-08-032	8 contact, 1x8, one exit	Platinum	2125-08-01
2111-08-032	8 contact, 1x8, one exit	Stainless Steel	2125-08-01



\*ALL PARTS NOT SHOWN TO SCALE

# CORTAC® SUBDURAL GRID ELECTRODES

ELECTRODE DISC SIZE IS 3.0 MM WITH A .5 mm GRID THICKNESS, 10 mm CENTER TO CENTER CONTACT SPACING, AND RANDOM COLOR CODED TAILS. TX IN MODEL NUMBER DESIGNATES ENHANCED SURFACE. FOR OTHER OPTIONS, PLEASE CONSULT YOUR PMT® REPRESENTATIVE OR DISTRIBUTOR.

MODEL NUMBER	DESCRIPTION	MATERIAL	CABLE MODEL NUMBER
2110TX-10-074	10 contact, 2x5, 1 exit	Platinum	2125-10-01
2111TX-10-074	10 contact, 2x5, 1 exit	Stainless Steel	2125-10-01



MODEL NUMBER	DESCRIPTION	MATERIAL	CABLE MODEL NUMBER
2110TX-12-076	12 contact, 2x6, 1 exit	Platinum	2125-12-01
2111TX-12-076	12 contact, 2x6, 1 exit	Stainless Steel	2125-12-01



MODEL NUMBER	DESCRIPTION	MATERIAL	CABLE MODEL NUMBER
2110TX-16-076	16 contact, 2x8, 1 exit	Platinum	2125-16-01
2111TX-16-076	16 contact, 2x8, 1 exit	Stainless Steel	2125-16-01



\*ALL PARTS NOT SHOWN TO SCALE


# CORTAC® SUBDURAL GRID ELECTRODES

MODEL NUMBER	DESCRIPTION	MATERIAL	CABLE MODEL NUMBER
2110TX-16-064	16 contact, 4x4, 1 exit	Platinum	2125-16-01
2111TX-16-064	16 contact, 4x4, 1 exit	Stainless Steel	2125-16-01

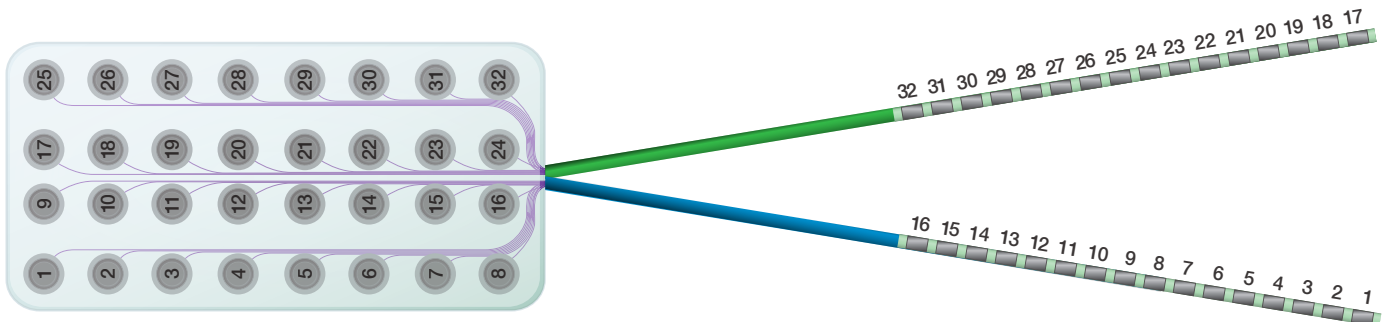
\*Radiopaque on #1



MODEL NUMBER	DESCRIPTION	MATERIAL	CABLE MODEL NUMBER
2110TX-20-063	20 contact, 4x5, 1 exit, 2 leads, 2 tails	Platinum	2125-10-02
2111TX-20-063	20 contact, 4x5, 1 exit, 2 leads, 2 tails	Stainless Steel	2125-10-02



MODEL NUMBER	DESCRIPTION	MATERIAL	CABLE MODEL NUMBER
2110TX-32-074	32 contact, 4x8, 1 exit, 2 leads, 2 tails	Platinum	2125-16-02
2111TX-32-074	32 contact, 4x8, 1 exit, 2 leads, 2 tails	Stainless Steel	2125-16-02



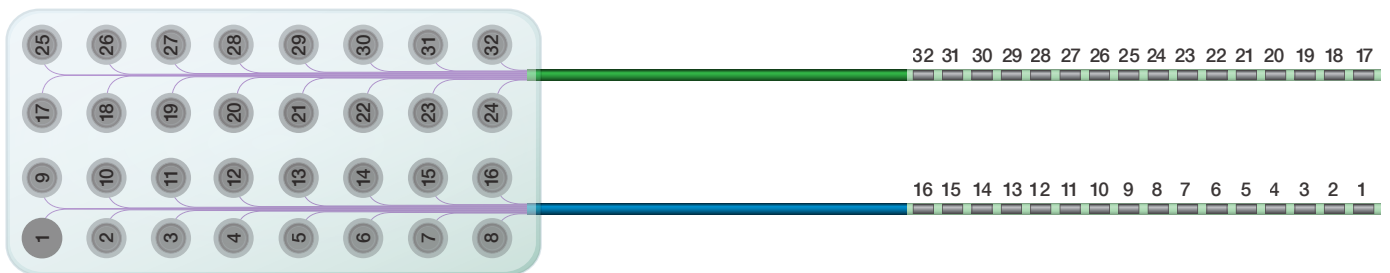
\*ALL PARTS NOT SHOWN TO SCALE

# CORTAC® SUBDURAL GRID ELECTRODES

ELECTRODE DISC SIZE IS 3.0 mm WITH A .5 MM GRID THICKNESS, 10 mm CENTER TO CENTER CONTACT SPACING, ENHANCED SURFACE, AND RANDOM COLOR CODED TAILS. FOR OTHER OPTIONS, PLEASE CONSULT YOUR PMT® REPRESENTATIVE OR DISTRIBUTOR.

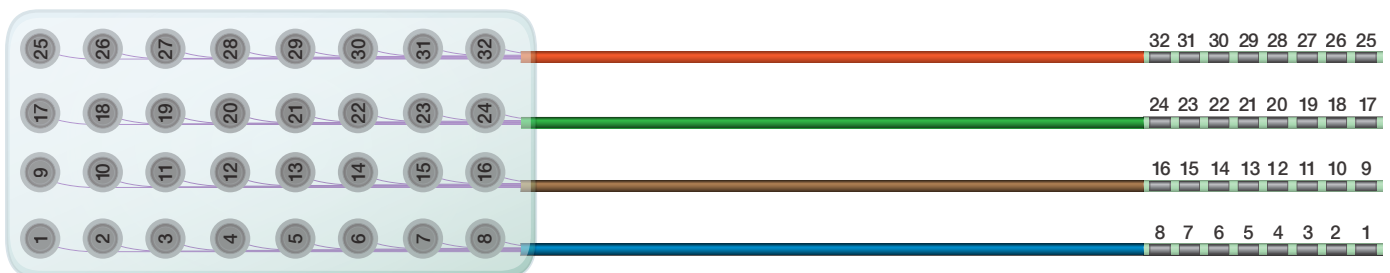
MODEL NUMBER	DESCRIPTION	MATERIAL	CABLE MODEL NUMBER
2110TX-32-063	32 contact, 4x8, 2 exits	Platinum	2125-16-02
2111TX-32-063	32 contact, 4x8, 2 exits	Stainless Steel	2125-16-02

\*Radiopaque on #1  
 \*\*Tails will be labeled C, D or E



MODEL NUMBER	DESCRIPTION	MATERIAL	CABLE MODEL NUMBER
2110TX-32-090	32 contact, 4x8, 4 exits	Platinum	2125-08-04
2111TX-32-090	32 contact, 4x8, 4 exits	Stainless Steel	2125-08-04

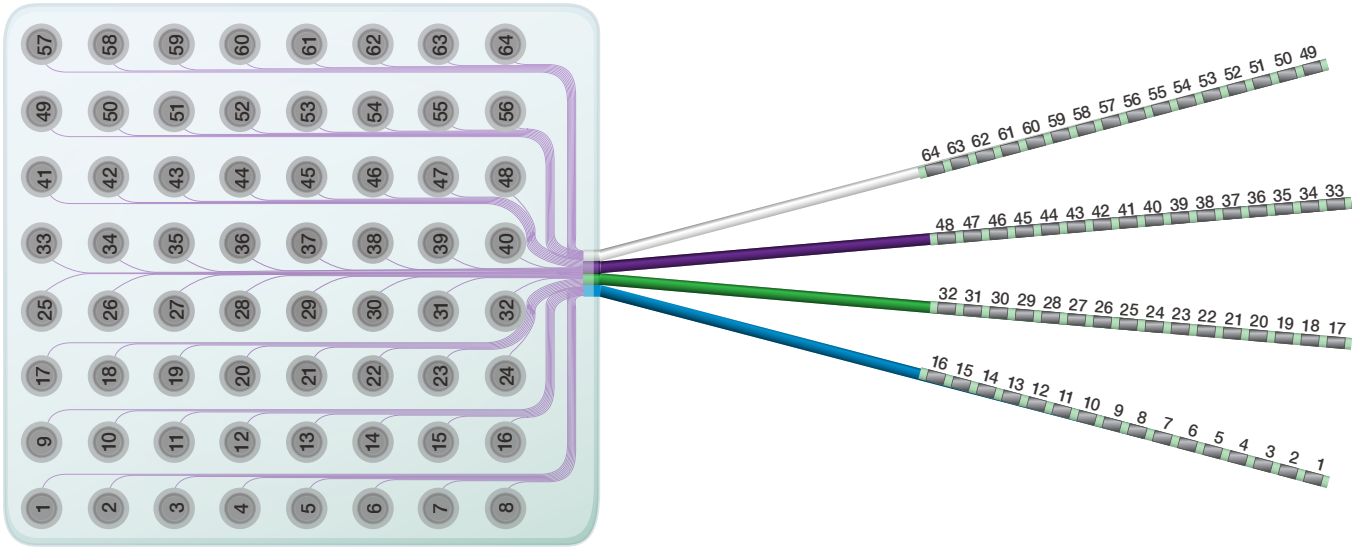
\*\*Tails will be labeled C, D or E



\*ALL PARTS NOT SHOWN TO SCALE

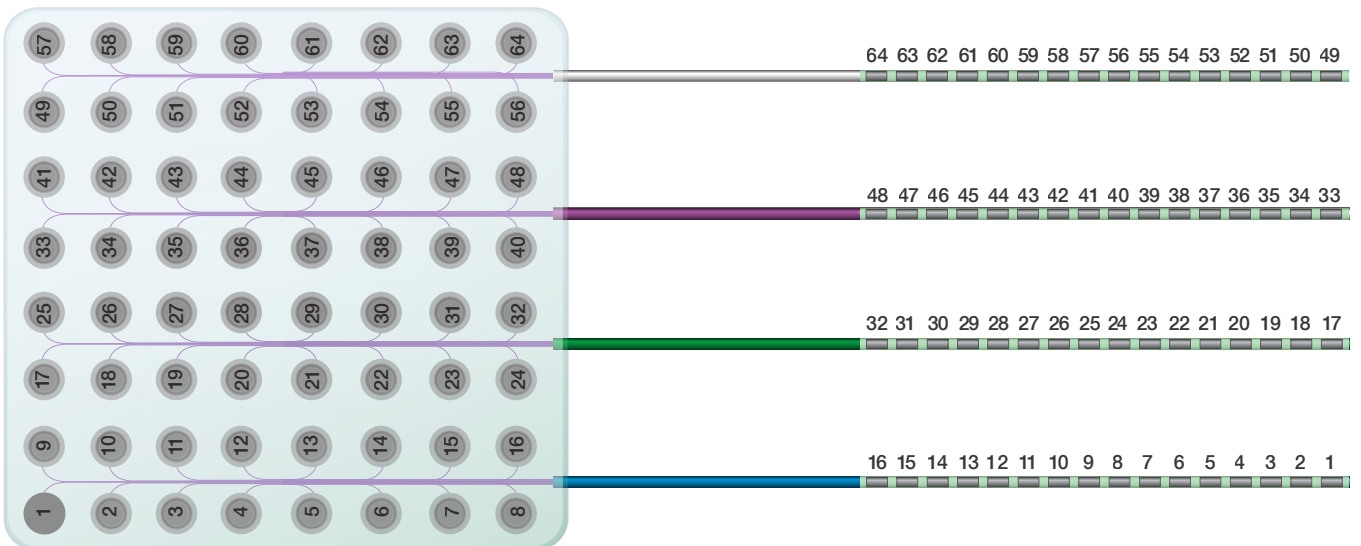
# CORTAC<sup>®</sup> SUBDURAL GRID ELECTRODES

MODEL NUMBER	DESCRIPTION	MATERIAL	CABLE MODEL NUMBER
2110TX-64-051	64 contact, 8x8, 1 exit, 4 leads, 4 tails	Platinum	2125-16-04
2111TX-64-051	64 contact, 8x8, 1 exit, 4 leads, 4 tails	Stainless Steel	2125-16-04



MODEL NUMBER	DESCRIPTION	MATERIAL	CABLE MODEL NUMBER
2110TX-64-063	64 contact, 8x8, 4 exits	Platinum	2125-16-04
2111TX-64-063	64 contact, 8x8, 4 exits	Stainless Steel	2125-16-04

\*Radiopaque on #1  
 \*\*Tails will be labeled A or B



\*ALL PARTS NOT SHOWN TO SCALE

# CONTOUR GRID ELECTRODES

ELECTRODE DISC SIZE IS 3.0 MM WITH A .5 mm GRID THICKNESS, 10 mm CENTER TO CENTER CONTACT SPACING, ENHANCED SURFACE, AND RANDOM COLOR CODED TAILS. FOR OTHER OPTIONS, PLEASE CONSULT YOUR PMT® REPRESENTATIVE OR DISTRIBUTOR.

MODEL NUMBER	DESCRIPTION	MATERIAL	CABLE MODEL NUMBER
2110TX-10-095	10 contact, 2x5, 1 exit	Platinum	2125-10-01
2111TX-10-095	10 contact, 2x5, 1 exit	Stainless Steel	2125-10-01

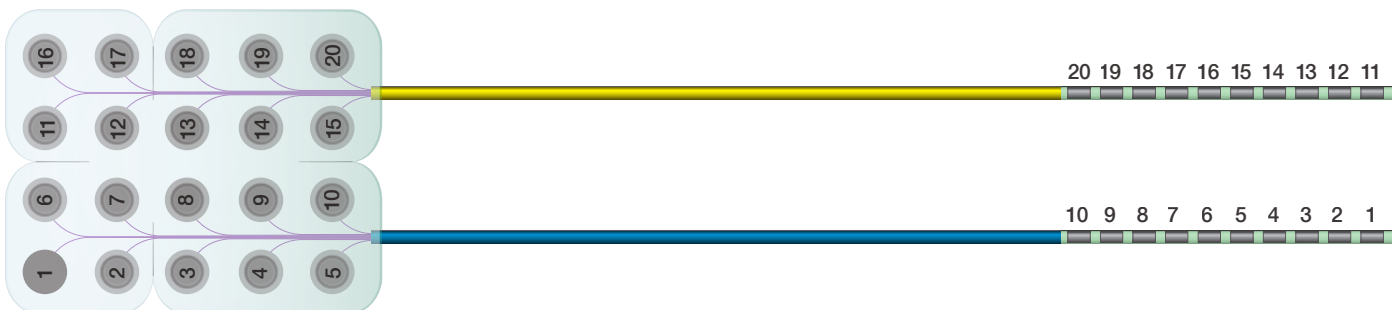


MODEL NUMBER	DESCRIPTION	MATERIAL	CABLE MODEL NUMBER
2110TX-16-099	16 contact, 4x4, 1 exit	Platinum	2125-16-01
2111TX-16-099	16 contact, 4x4, 1 exit	Stainless Steel	2125-16-01



MODEL NUMBER	DESCRIPTION	MATERIAL	CABLE MODEL NUMBER
2110TX-20-093	20 contact, 4x5, 2 exits	Platinum	2125-10-02
2111TX-20-093	20 contact, 4x5, 2 exits	Stainless Steel	2125-10-02

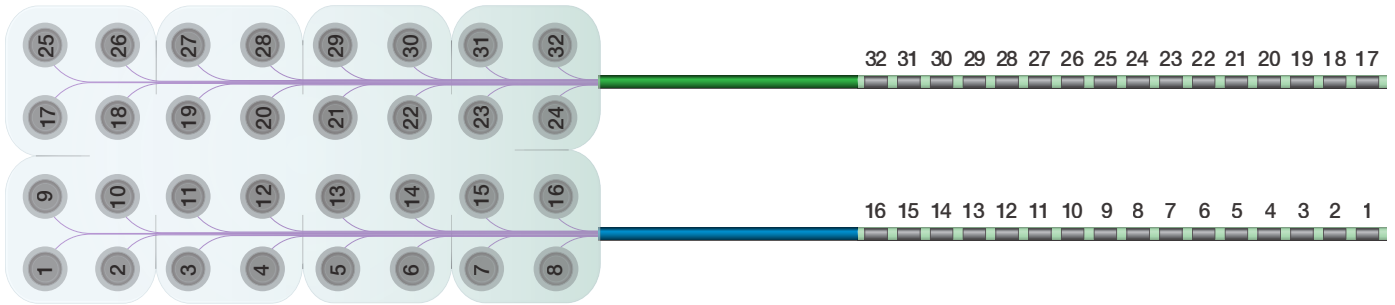
\*Radiopaque on #1



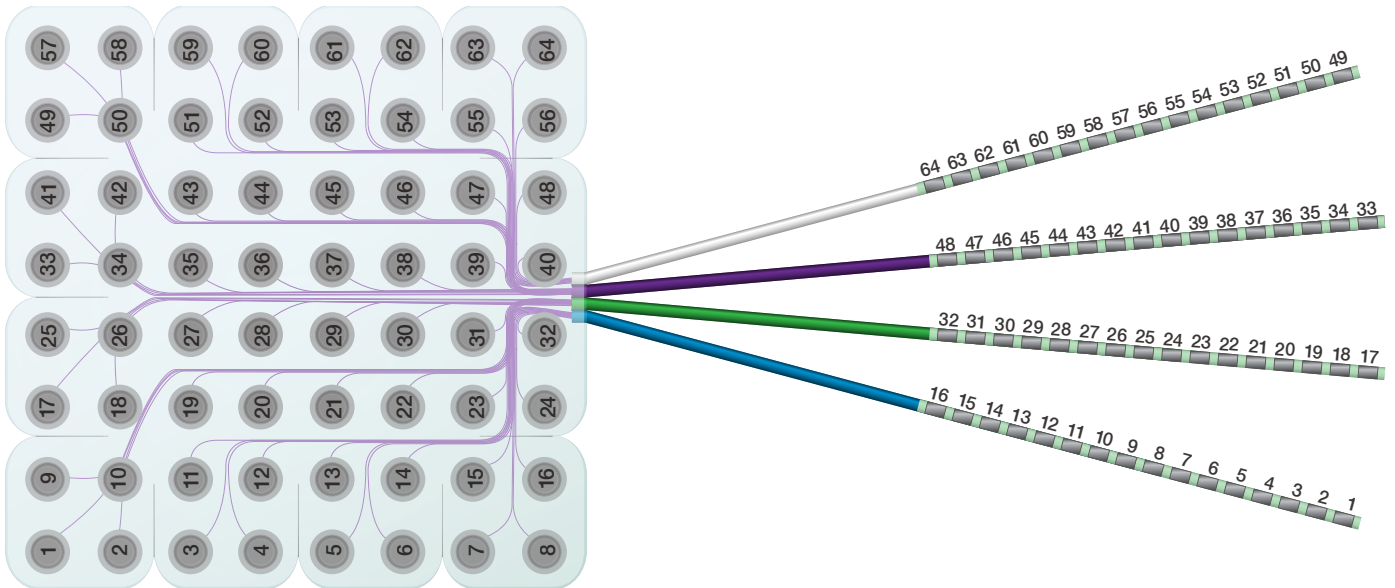
\*ALL PARTS NOT SHOWN TO SCALE

# CONTOUR GRID ELECTRODES

MODEL NUMBER	DESCRIPTION	MATERIAL	CABLE MODEL NUMBER
2110TX-32-097	32 contact, 4x8, 2 exits	Platinum	2125-16-02
2111TX-32-097	32 contact, 4x8, 2 exits	Stainless Steel	2125-16-02



MODEL NUMBER	DESCRIPTION	MATERIAL	CABLE MODEL NUMBER
2110TX-64-096	64 contact, 8x8, 1 exit, 4 leads, 4 tails	Platinum	2125-16-04
2111TX-64-096	64 contact, 8x8, 1 exit, 4 leads, 4 tails	Stainless Steel	2125-16-04



\*ALL PARTS NOT SHOWN TO SCALE

# TOP EXIT GRID ELECTRODES

ELECTRODE DISC SIZE IS 3.0 mm WITH A .76 mm GRID THICKNESS, 10 mm CENTER TO CENTER CONTACT SPACING, ENHANCED SURFACE, AND RANDOM COLOR CODED TAILS. FOR OTHER OPTIONS, PLEASE CONSULT YOUR PMT® REPRESENTATIVE OR DISTRIBUTOR.

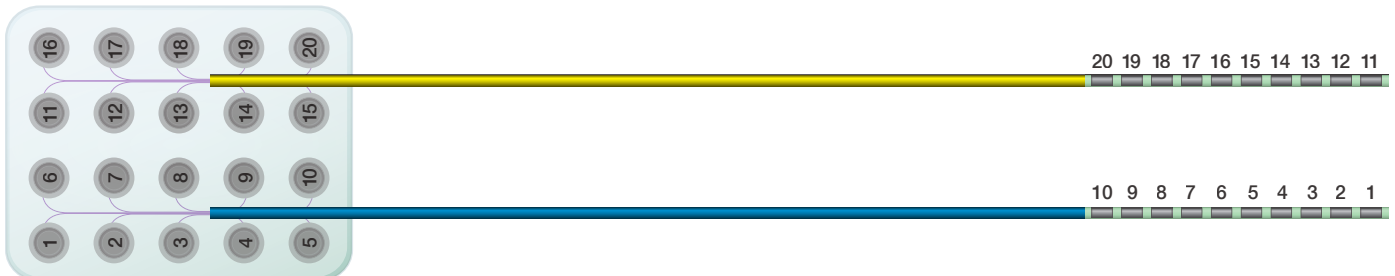
MODEL NUMBER	DESCRIPTION	MATERIAL	CABLE MODEL NUMBER
2110TX-12-073	12 contact, 2x6, top exit	Platinum	2125-12-01
2111TX-12-073	12 contact, 2x6, top exit	Stainless Steel	2125-12-01



MODEL NUMBER	DESCRIPTION	MATERIAL	CABLE MODEL NUMBER
2110TX-16-073	16 contact, 4x4, top exit	Platinum	2125-16-01
2111TX-16-073	16 contact, 4x4, top exit	Stainless Steel	2125-16-01



MODEL NUMBER	DESCRIPTION	MATERIAL	CABLE MODEL NUMBER
2110TX-20-073	20 contact, 4x5, 2 top exits	Platinum	2125-10-02
2111TX-20-073	20 contact, 4x5, 2 top exits	Stainless Steel	2125-10-02

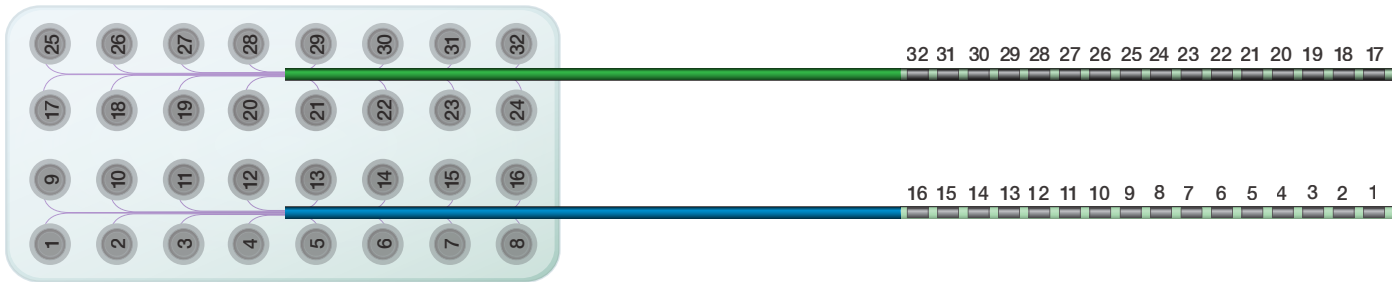


\*ALL PARTS NOT SHOWN TO SCALE

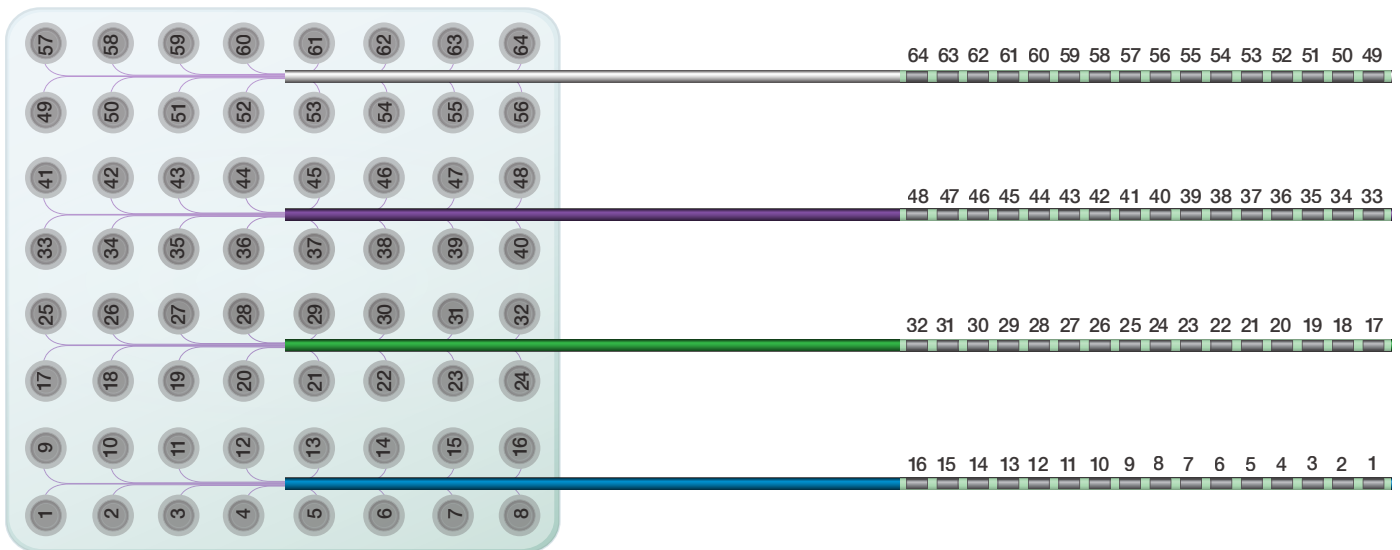


# TOP EXIT GRID ELECTRODES

MODEL NUMBER	DESCRIPTION	MATERIAL	CABLE MODEL NUMBER
2110TX-32-073	32 contact, 4x8, 2 top exits	Platinum	2125-16-02
2111TX-32-073	32 contact, 4x8, 2 top exits	Stainless Steel	2125-16-02



MODEL NUMBER	DESCRIPTION	MATERIAL	CABLE MODEL NUMBER
2110TX-64-073	64 contact, 8x8, 4 top exits	Platinum	2125-16-04
2111TX-64-073	64 contact, 8x8, 4 top exits	Stainless Steel	2125-16-04



\*ALL PARTS NOT SHOWN TO SCALE

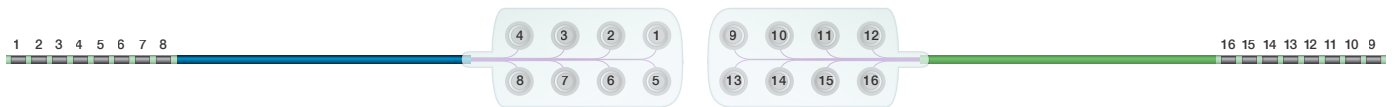
# DUAL SIDED STRIP & GRID ELECTRODES

ELECTRODE DISC SIZE IS 3.0 MM WITH A 1 MM GRID THICKNESS, AND 10 MM CENTER TO CENTER CONTACT SPACING. FOR OTHER OPTIONS, PLEASE CONSULT YOUR PMT® REPRESENTATIVE OR DISTRIBUTOR.

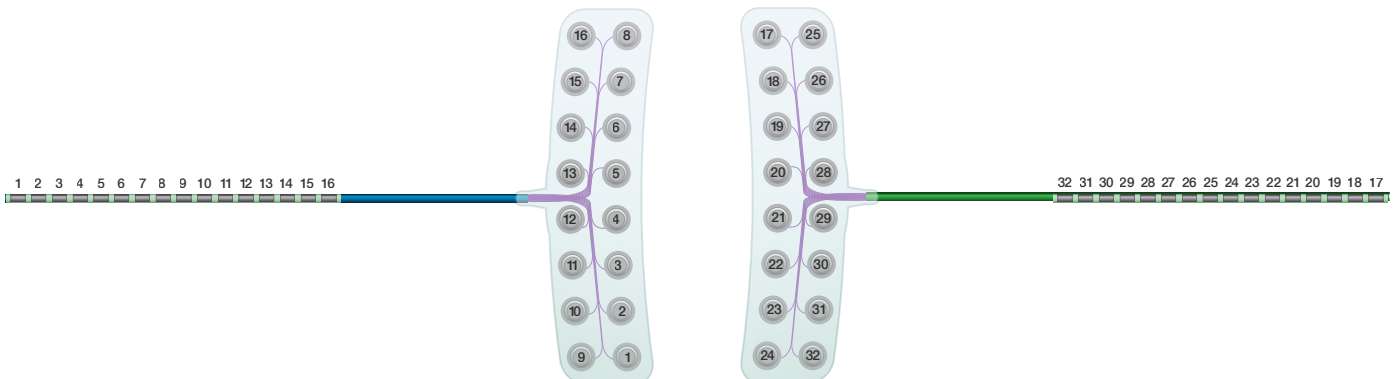
MODEL NUMBER	DESCRIPTION	MATERIAL	CABLE MODEL NUMBER
2110-12-003	12 contact, 1 exit, 2 leads, 2 tails	Platinum	2125-06-02
2111-12-003	12 contact, 1 exit, 2 leads, 2 tails	Stainless Steel	2125-06-02



MODEL NUMBER	DESCRIPTION	MATERIAL	CABLE MODEL NUMBER
2110-16-071	16 contact, 1 exit, 2 leads, 2 tails	Platinum	2125-08-02
2111-16-071	16 contact, 1 exit, 2 leads, 2 tails	Stainless Steel	2125-08-02



MODEL NUMBER	DESCRIPTION	MATERIAL	CABLE MODEL NUMBER
2110TX-32-059	32 contact, crescent, 8x2, 1 exit, 2 leads, 2 tails	Platinum	2125-16-02
2111TX-32-059	32 contact, crescent, 8x2, 1 exit, 2 leads, 2 tails	Stainless Steel	2125-16-02



\*ALL PARTS NOT SHOWN TO SCALE

# NON-STANDARD CORTAC® DESIGNS


PMT® OFFERS A VARIETY OF NON-STANDARD AND SPECIALIZED ELECTRODES FOR YOUR DIAGNOSTIC AND RESEARCH NEEDS. THIS PAGE SHOWS A FEW EXAMPLES (NOT SHOWN TO SCALE).

MODEL NUMBER	DESCRIPTION	MATERIAL	CABLE MODEL NUMBER
2110-64-083	64 contact (2 mm), 4 exits, 4 leads	Platinum	2125-16-04
2111-64-083	64 contact (2 mm), 4 exits, 4 leads	Stainless Steel	2125-16-04

\*Radiopaque on #1




MODEL NUMBER	DESCRIPTION	MATERIAL	CABLE MODEL NUMBER
2110-32-004	32 contact (31-2mm, 1-3mm), 1 exit, 2 leads, 2 tails	Platinum	2125-16-02



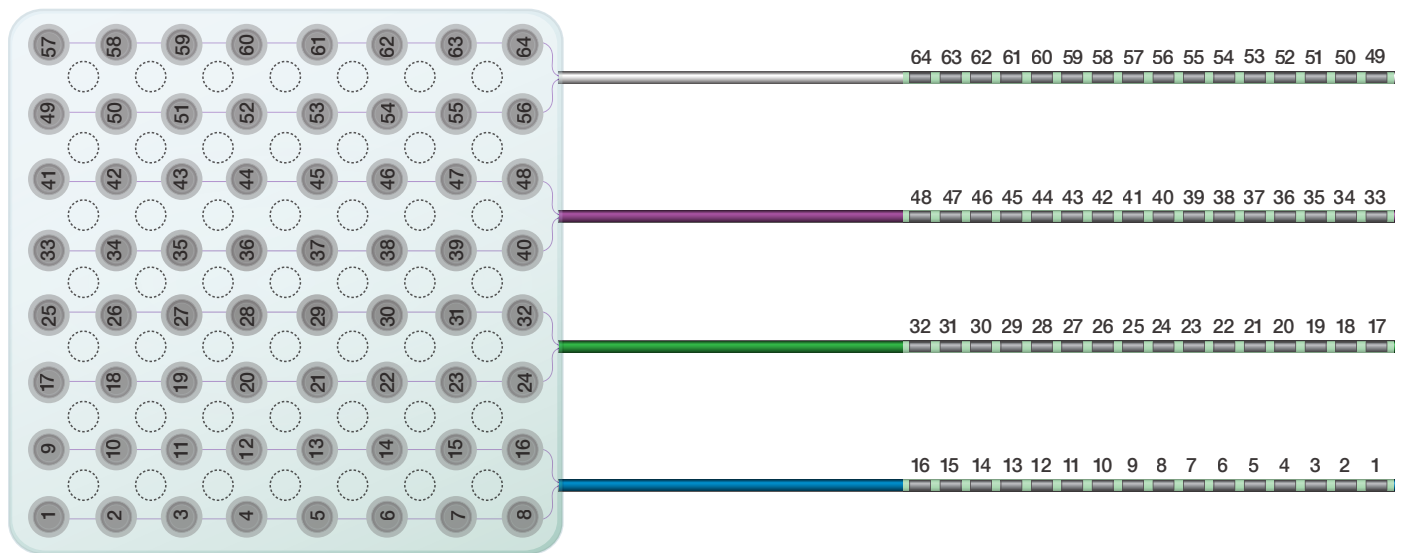
\*ALL PARTS NOT SHOWN TO SCALE

# MICROWIRE ELECTRODES - LEUTHARDT DESIGN

LEUTHARDT ELECTRODES HAVE .76 mm GRID THICKNESS, 3.0 mm ELECTRODE DISC DIAMETER AND PERFORATED KNOCK OUT HOLES FOR INSERTION OF THE MICROWIRE GROMMET. OTHER CONFIGURATIONS AVAILABLE. PLEASE CONSULT YOUR PMT® REPRESENTATIVE, OR DISTRIBUTOR.

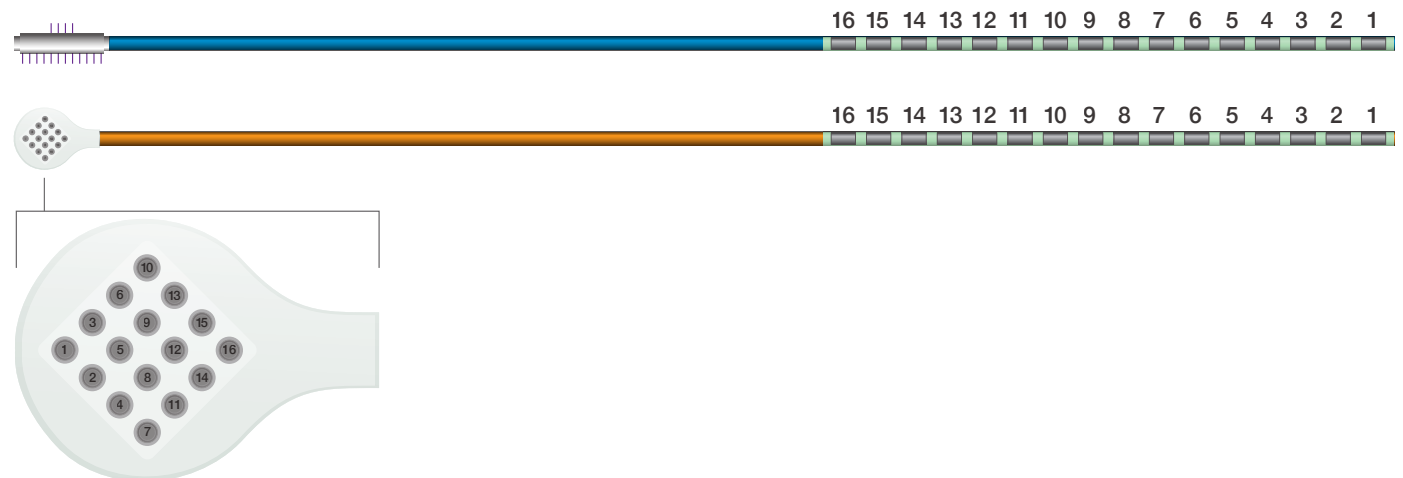


MODEL NUMBER	DESCRIPTION	MATERIAL	CABLE MODEL NUMBER
2110TX-64-101	64 contact, 4 exits, 4 leads, 4 tails	Platinum	2125-16-04
2105-9	Leuthardt Grid Hole Punch Tool		



## MICROWIRE GROMMETS

MODEL NUMBER	DESCRIPTION	MATERIAL	CABLE MODEL NUMBER
2112-00-16-006	16 contact (12 Recording, 4 Reference/Ground)	Platinum	2125-16-01
2112-00-16-005	16 contact, .75 mm diameter	Platinum	2125-16-01



\*ALL PARTS NOT SHOWN TO SCALE

# PMT® ACCUNAV® DEPTH ELECTRODES

THE PMT ACCUNAV® DEPTH ELECTRODE HAS BEEN DEVELOPED TO ALLOW SURGEONS THE ULTIMATE ADVANCEMENT IN EPILEPSY ELECTRODE INTRACRANIAL PLACEMENT. THE ACCUNAV® IS AN ALL NEW DEPTH ELECTRODE THAT WAS SPECIFICALLY DESIGNED AND PRODUCED FOR USE WITH ELECTROMAGNETIC AND OPTICAL NEURONAVIGATION SYSTEMS. UNIQUE FEATURES OF THE ACCUNAV® DEPTH ELECTRODE ARE:



- » Internal lumen provides ease of neuronavigation stylet placement within the electrode.
- » Smooth outer tubing design with integrated electrodes for reduced brain trauma.
- » Extra malleable substrate tubing material reduces the potential for hemotoma during placement and duration of monitoring.
- » Accunav® is 10% smaller in diameter than all other neuronavigation depth electrodes on the market.
- » Configurations are available with 2, 4, 6 or 8 contacts, with two spacing options providing 50% more recording depth than other neuronavigation depths offered on the market.
- » Distal ends records to the very tip
- » Electrode tails connect to existing PMT inline connectors.

- » PMT ACCUNAV® DEPTH ELECTRODES ARE AVAILABLE WITH 2, 4, 6 OR 8 CONTACTS.
- » ALL MODELS HAVE AN INTERNAL LUMEN DESIGNED TO WORK WITH THE TWO MAJOR NEURONAVIGATION SYSTEMS CURRENTLY ON THE MARKET IN THE US.
- » ALL MODELS ARE 1.8MM IN DIAMETER AND WORK WITH ANY STEREOTACTIC SYSTEM'S GUIDING STYLET.
- » ALL CONTACTS ARE 2MM IN LENGTH WITH 5MM OR 10MM CENTER TO CENTER SPACING.

MODEL NUMBER	DESCRIPTION	CABLE NUMBER
2102-02-120	2 CONTACTS, 7mm RECORDING DEPTH, 5mm SPACING	2125-04-01
2102-02-121	2 CONTACTS, 12mm RECORDING DEPTH, 10mm SPACING	2125-04-01
2102-04-120	4 CONTACTS, 17mm RECORDING DEPTH, 5mm SPACING	2125-04-01
2102-04-121	4 CONTACTS, 32mm RECORDING DEPTH, 10mm SPACING	2125-04-01
2102-06-120	6 CONTACTS, 27mm RECORDING DEPTH, 5mm SPACING	2125-06-01
2102-06-121	6 CONTACTS, 52mm RECORDING DEPTH, 10mm SPACING	2125-06-01
2102-08-120	8 CONTACTS, 37mm RECORDING DEPTH, 5mm SPACING	2125-08-01
2102-08-121	8 CONTACTS, 72mm RECORDING DEPTH, 10mm SPACING	2125-08-01
2103-11-25	AccuNav Anchor Bolt, 25mm	2102-08-121

# PMT® DEPTHALON® ELECTRODES

STAINLESS STEEL STYLET IS PROVIDED. CONTACT "1" IS LOCATED DIRECTLY ON THE DISTAL END OF THE ELECTRODE. ELECTRODE CONTACTS ARE AVAILABLE IN 5 mm SIZING WITH 10 mm SPACING OR 2 mm CONTACTS WITH 5 mm SPACING. FOR OTHER OPTIONS, PLEASE CONSULT YOUR PMT® REPRESENTATIVE OR DISTRIBUTOR.

MODEL NUMBER	DESCRIPTION	MATERIAL	CABLE MODEL NUMBER
2102-04-IL-SS	4-5 mm contacts, 10 mm spacing	Platinum	2125-04-01
2101-04-IL-SS	4-5 mm contacts, 10 mm spacing	Stainless Steel	2125-04-01
2102-04-036	4-2 mm contacts, 5 mm spacing	Platinum	2125-04-01
2101-04-036	4-2 mm contacts, 5 mm spacing	Stainless Steel	2125-04-01



MODEL NUMBER	DESCRIPTION	MATERIAL	CABLE MODEL NUMBER
2102-06-IL-SS	6-5 mm Contacts, 10 mm spacing	Platinum	2125-06-01
2101-06-IL-SS	6-5 mm Contacts, 10 mm spacing	Stainless Steel	2125-06-01
2102-06-036	6-2 mm Contacts, 5 mm spacing	Platinum	2125-06-01
2102-06-036	6-2 mm Contacts, 5 mm spacing	Stainless Steel	2125-06-01



\*ALL PARTS NOT SHOWN TO SCALE

# PMT® DEPTHALON® ELECTRODES

STAINLESS STEEL STYLET IS PROVIDED. CONTACT "1" IS LOCATED DIRECTLY ON THE DISTAL END OF THE ELECTRODE. ELECTRODE CONTACTS ARE AVAILABLE IN 5 MM SIZING WITH 10 MM SPACING OR 2 MM CONTACTS WITH 5 MM SPACING. FOR OTHER OPTIONS, PLEASE CONSULT YOUR PMT® REPRESENTATIVE OR DISTRIBUTOR.

MODEL NUMBER	DESCRIPTION	MATERIAL	CABLE MODEL NUMBER
2102-08-IL-SS	8-2 mm contacts, 5 mm spacing	Platinum	2125-08-01
2101-08-IL-SS	8-2 mm contacts, 5 mm spacing	Stainless Steel	2125-08-01



MODEL NUMBER	DESCRIPTION	MATERIAL	CABLE MODEL NUMBER
2102-10-IL-SS	10-2 mm contacts, 5 mm spacing	Platinum	2125-10-01
2101-10-IL-SS	10-2 mm contacts, 5 mm spacing	Stainless Steel	2125-10-01



# ANCHOR BOLTS

MADE OF TITANIUM WITH FOUR LENGTHS AND TWO BURR HOLE OPTIONS. SUPPLIED STERILE IN DOUBLE TYVEK POUCHES.

MODEL NUMBER	DESCRIPTION	DRILL SET
2103-18	DEPTHALON ANCHOR BOLT CAP FOR 2103-19-XX	3.2mm
2103-19-25	DEPTHALON ANCHOR BOLT 25mm, USE WITH VISUALASE PROBE	3.2mm
2103-19-30	DEPTHALON ANCHOR BOLT 30mm, USE WITH VISUALASE PROBE	3.2mm
2103-19-35	DEPTHALON ANCHOR BOLT 35mm, USE WITH VISUALASE PROBE	3.2mm
2103-23-25	DEPTHALON ANCHOR BOLT, 25mm, WITH CAP	3.2mm
2103-23-30	DEPTHALON ANCHOR BOLT, 30mm, WITH CAP	3.2mm
2103-23-35	DEPTHALON ANCHOR BOLT, 35mm, WITH CAP	3.2mm
2103-23-40	DEPTHALON ANCHOR BOLT, 40mm, WITH CAP	3.2mm
2103-27-25	DEPTHALON ANCHOR BOLT, 25mm, WITH CAP	2.7mm
2103-27-30	DEPTHALON ANCHOR BOLT, 30mm, WITH CAP	2.7mm
2103-27-35	DEPTHALON ANCHOR BOLT, 35mm, WITH CAP	2.7mm
2103-27-40	DEPTHALON ANCHOR BOLT, 40mm, WITH CAP	2.7mm

# PMT® DEPTHALON® DEPTH PLACEMENT KITS

THE DEPTH PLACEMENT KITS ARE SUPPLIED NON-STERILE. FOR OTHER OPTIONS, PLEASE CONSULT YOUR PMT® REPRESENTATIVE OR DISTRIBUTOR.

MODEL NUMBER	DESCRIPTION	MODEL NUMBER	DESCRIPTION
<b>BRAINLAB DEPTH KIT WITH 2.7MM DRILL BIT</b>		<b>BRAINLAB DEPTH KIT WITH 3.2MM DRILL BIT</b>	
2103-09	BRAINLAB 2.7mm KIT: 2103-56, 102, 103	2103-20	BRAINLAB 3.2mm KIT: 2103-80, 102, 103
2103-102	ANCHOR BOLT DRIVER	2103-102	ANCHOR BOLT DRIVER
2103-103	2 PIECE BUSHING FOR DEPTH	2103-103	2 PIECE BUSHING FOR DEPTH
2103-56	2.7mm ID 4.0mm OD DRILL GUIDE FOR BRAINLAB	2103-80	3.2mm ID 4.0mm OD DRILL GUIDE FOR BRAINLAB
2103-27-25	DEPTHALON ANCHOR BOLT, 25mm	2103-18	DEPTHALON ANCHOR BOLT CAP FOR 2103-19-XX
2103-27-30	DEPTHALON ANCHOR BOLT, 30mm	2103-19-25	DEPTHALON ANCHOR BOLT 25mm FOR VISUALASE
2103-27-35	DEPTHALON ANCHOR BOLT, 35mm	2103-19-30	DEPTHALON ANCHOR BOLT 30mm FOR VISUALASE
2103-27-40	DEPTHALON ANCHOR BOLT, 40mm	2103-19-35	DEPTHALON ANCHOR BOLT 35mm FOR VISUALASE
		2103-23-25	DEPTHALON ANCHOR BOLT, 25mm
		2103-23-30	DEPTHALON ANCHOR BOLT, 30mm
		2103-23-35	DEPTHALON ANCHOR BOLT, 35mm
		2103-23-40	DEPTHALON ANCHOR BOLT, 40mm
<b>BRW/CRW DEPTH KIT WITH 2.7MM DRILL BIT</b>		<b>BRW/CRW DEPTH KIT WITH 3.2MM DRILL BIT</b>	
2103-06	BRW/CRW 2.7mm KIT: 2103-26, 40, 45, 47, 48, 51	2103-83	BRW/CRW 3.2mm KIT: 2103-26, 33, 40, 45, 47, 51
2103-26	T-DRIVER	2103-26	T-DRIVER
2103-40	BRW/CRW-SPLIT CANNULA LENGTH 240mm	2103-33	BRW/CRW-DRILL GUIDE BUSHING FOR 3.2mm DRILL
2103-45	BRW/CRW-GUIDE BUSHING FOR T-DRIVER	2103-40	BRW/CRW-SPLIT CANNULA LENGTH 240mm
2103-47	BRW/CRW-SPLIT CANNULA BUSHING	2103-45	BRW/CRW-GUIDE BUSHING FOR T-DRIVER
2103-48	BRW/CRW-DRILL GUIDE BUSHING FOR 2.7mm DRILL	2103-47	BRW/CRW-SPLIT CANNULA BUSHING
2103-51	BRW/CRW-THUMB SCREW FOR 2103-45	2103-51	BRW/CRW-THUMB SCREW FOR 2103-45
2103-27-25	DEPTHALON ANCHOR BOLT, 25mm	2103-18	DEPTHALON ANCHOR BOLT CAP FOR 2103-19-XX
2103-27-30	DEPTHALON ANCHOR BOLT, 30mm	2103-19-25	DEPTHALON ANCHOR BOLT 25mm FOR VISUALASE
2103-27-35	DEPTHALON ANCHOR BOLT, 35mm	2103-19-30	DEPTHALON ANCHOR BOLT 30mm FOR VISUALASE
2103-27-40	DEPTHALON ANCHOR BOLT, 40mm	2103-19-35	DEPTHALON ANCHOR BOLT 35mm FOR VISUALASE
		2103-23-25	DEPTHALON ANCHOR BOLT, 25mm
		2103-23-30	DEPTHALON ANCHOR BOLT, 30mm
		2103-23-35	DEPTHALON ANCHOR BOLT, 35mm
		2103-23-40	DEPTHALON ANCHOR BOLT, 40mm
<b>LEKSELL DEPTH KIT WITH 2.7MM DRILL BIT</b>		<b>LEKSELL DEPTH KIT WITH 3.2MM DRILL BIT</b>	
2103-24	LEKSELL 2.7mm KIT: 2103-39, 26, 58, 59, 62, 61, 73, 74	2103-07	LEKSELL 3.2mm KIT: 2103-39, 26, 58, 59, 62, 61, 76, 77
2103-26	T-DRIVER	2103-26	T-DRIVER
2103-39	LEKSELL-SPLIT COLLAR CANNULA LENGTH 190mm	2103-39	LEKSELL-SPLIT COLLAR CANNULA LENGTH 190mm
2103-58	LEKSELL-T-DRIVER UPPER GUIDE BUSHING	2103-58	LEKSELL-T-DRIVER UPPER GUIDE BUSHING
2103-59	LEKSELL-T-DRIVER LOWER GUIDE BUSHING	2103-59	LEKSELL-T-DRIVER LOWER GUIDE BUSHING
2103-61	LEKSELL-LOWER SPLIT CANNULA BUSHING	2103-61	LEKSELL-LOWER SPLIT CANNULA BUSHING
2103-62	LEKSELL-UPPER SPLIT CANNULA BUSHING	2103-62	LEKSELL-UPPER SPLIT CANNULA BUSHING
2103-73	LEKSELL-LOWER 2.7mm DRILL BUSHING	2103-76	LEKSELL-LOWER 3.2mm DRILL BUSHING
2103-74	LEKSELL-UPPER 2.7mm DRILL BUSHING	2103-77	LEKSELL-UPPER 3.2mm DRILL BUSHING
2103-27-25	DEPTHALON ANCHOR BOLT, 25mm	2103-18	DEPTHALON ANCHOR BOLT CAP FOR 2103-19-XX
2103-27-30	DEPTHALON ANCHOR BOLT, 30mm	2103-19-25	DEPTHALON ANCHOR BOLT 25mm FOR VISUALASE
2103-27-35	DEPTHALON ANCHOR BOLT, 35mm	2103-19-30	DEPTHALON ANCHOR BOLT 30mm FOR VISUALASE
2103-27-40	DEPTHALON ANCHOR BOLT, 40mm	2103-19-35	DEPTHALON ANCHOR BOLT 35mm FOR VISUALASE
		2103-23-25	DEPTHALON ANCHOR BOLT, 25mm
		2103-23-30	DEPTHALON ANCHOR BOLT, 30mm
		2103-23-35	DEPTHALON ANCHOR BOLT, 35mm
		2103-23-40	DEPTHALON ANCHOR BOLT, 40mm



# PMT® DEPTHALON® DEPTH PLACEMENT KITS *cont.*

MODEL NUMBER	DESCRIPTION	MODEL NUMBER	DESCRIPTION
<b>ROSA DEPTH KIT FOR 2.7 MM DRILL BIT</b>		<b>ROSA DEPTH KIT FOR 3.2 MM DRILL BIT</b>	
2103-100	BUSHING FOR DEPTHALON T-DRIVER	2103-100	BUSHING FOR DEPTHALON T-DRIVER
2103-26	T-DRIVER	2103-26	T-DRIVER
2103-44	REDUCING BUSHING AND THUMBSCREW	2103-18	DEPTHALON ANCHOR BOLT CAP FOR 2103-19-XX
2103-27-25	DEPTHALON ANCHOR BOLT, 25mm	2103-54	REDUCING BUSHING AND THUMBSCREW
2103-27-30	DEPTHALON ANCHOR BOLT, 30mm	2103-19-25	DEPTHALON ANCHOR BOLT 25mm FOR VISUALASE
2103-27-35	DEPTHALON ANCHOR BOLT, 35mm	2103-19-30	DEPTHALON ANCHOR BOLT 30mm FOR VISUALASE
2103-27-40	DEPTHALON ANCHOR BOLT, 40mm	2103-19-35	DEPTHALON ANCHOR BOLT 35mm FOR VISUALASE
		2103-23-25	DEPTHALON ANCHOR BOLT, 25mm
		2103-23-30	DEPTHALON ANCHOR BOLT, 30mm
		2103-23-35	DEPTHALON ANCHOR BOLT, 35mm
		2103-23-40	DEPTHALON ANCHOR BOLT, 40mm
<b>STEALTH DEPTH KIT WITH 2.7MM DRILL BIT</b>		<b>STEALTH DEPTH KIT WITH 3.2MM DRILL BIT</b>	
2103-25	STEALTH DEPTH KIT: 2103-38, 31, 02	2103-81	STEALTH DEPTH KIT: 2103-38, 01, 02
2103-02	STEALTH-SPLIT BUSHING FOR DEPTH PLACEMENT	2103-01	STEALTH-DRILL BUSHING FOR 3.2mm DRILL
2103-31	STEALTH-DRILL BUSHING FOR 2.7mm DRILL	2103-02	STEALTH-SPLIT BUSHING FOR DEPTH PLACEMENT
2103-38	STEALTH-T-DRIVER FOR ANCHOR BOLT	2103-38	STEALTH-T-DRIVER FOR ANCHOR BOLT
2103-27-25	DEPTHALON ANCHOR BOLT, 25mm	2103-18	DEPTHALON ANCHOR BOLT CAP FOR 2103-19-XX
2103-27-30	DEPTHALON ANCHOR BOLT, 30mm	2103-19-25	DEPTHALON ANCHOR BOLT 25mm FOR VISUALASE
2103-27-35	DEPTHALON ANCHOR BOLT, 35mm	2103-19-30	DEPTHALON ANCHOR BOLT 30mm FOR VISUALASE
2103-27-40	DEPTHALON ANCHOR BOLT, 40mm	2103-19-35	DEPTHALON ANCHOR BOLT 35mm FOR VISUALASE
		2103-23-25	DEPTHALON ANCHOR BOLT, 25mm
		2103-23-30	DEPTHALON ANCHOR BOLT, 30mm
		2103-23-35	DEPTHALON ANCHOR BOLT, 35mm
		2103-23-40	DEPTHALON ANCHOR BOLT, 40mm
<b>VERTEK DEPTH KIT WITH 2.7MM DRILL BIT</b>		<b>VERTEK DEPTH KIT WITH 3.2MM DRILL BIT</b>	
2103-08	VERTEK 2.7mm KIT: 2103-101, 102, 103	2103-10	VERTEK 3.2mm KIT: 2103-05, 102, 103
2103-101	VERTEK-BUSHING FOR 2.7mm DRILL BIT	2103-05	VERTEK-BUSHING FOR 3.2mm DRILL
2103-102	VERTEK-ANCHOR BOLT DRIVER	2103-102	VERTEK-ANCHOR BOLT DRIVER
2103-103	VERTEK-2 PIECE BUSHING FOR DEPTH	2103-103	VERTEK-2 PIECE BUSHING FOR DEPTH
2103-27-25	DEPTHALON ANCHOR BOLT, 25mm	2103-18	DEPTHALON ANCHOR BOLT CAP FOR 2103-19-XX
2103-27-30	DEPTHALON ANCHOR BOLT, 30mm	2103-19-25	DEPTHALON ANCHOR BOLT 25mm FOR VISUALASE
2103-27-35	DEPTHALON ANCHOR BOLT, 35mm	2103-19-30	DEPTHALON ANCHOR BOLT 30mm FOR VISUALASE
2103-27-40	DEPTHALON ANCHOR BOLT, 40mm	2103-19-35	DEPTHALON ANCHOR BOLT 35mm FOR VISUALASE
		2103-23-25	DEPTHALON ANCHOR BOLT, 25mm
		2103-23-30	DEPTHALON ANCHOR BOLT, 30mm
		2103-23-35	DEPTHALON ANCHOR BOLT, 35mm
		2103-23-40	DEPTHALON ANCHOR BOLT, 40mm

# EPILEPSY ELECTRODE CONNECTION SYSTEM & ACCESSORIES

INTERCONNECTION CABLES FOR MONITORING CORTAC® & DEPTHALON® ELECTRODES



## FEATURES

- Provides secure connection for consistent readings
- Accommodates electrodes ranging from 2 to 64 contacts
- Numbered connectors terminate in safety sockets
- Features single connector box for one-handed operation
- Features audible sound when locking the electrode tail
- Numbered connector box for ease of connecting

## ORDERING INFORMATION

21XX 2125 IN-LINE	XX NUMBER OF CONTACTS	XX NUMBER OF CONNECTORS PER CABLE
----------------------	-----------------------------	--


MODEL	CONNECTOR TYPE	DESCRIPTION
2125-02-01	In-Line	2 Contacts
2125-04-01	In-Line	4 Contacts
2125-06-01	In-Line	6 Contacts
2125-06-02	In-Line	12 Contacts
2125-08-01	In-Line	8 Contacts
2125-08-02	In-Line	16 Contacts
2125-08-04	In-Line	32 Contacts
2125-10-01	In-Line	10 Contacts
2125-10-02	In-Line	20 Contacts
2125-12-01	In-Line	12 Contacts
2125-16-01	In-Line	16 Contacts
2125-16-02	In-Line	32 Contacts
2125-16-03	In-Line	48 Contacts
2125-16-04	In-Line	64 Contacts

Federal law prohibits the sale of interconnection systems with 2.0mm male pins for medical use. All PMT® cables are provided with 1.5mm safety (Din) connectors.

## PMT® PASSING NEEDLE AND TROCAR

USED TO TUNNEL ELECTRODE TAILS AWAY FROM THE SURGICAL SITE

MODEL NUMBER	NAME
2105-05	Inline passing needle



Passing needle and obturator combined

# INTRAOPERATIVE ELECTRODES - ONE-PIECE DESIGN

ALL IOM ELECTRODES COME WITH AN ELECTRODE DISC SIZE OF 4.5 mm WITH A .76 mm GRID THICKNESS. THEY ALSO HAVE A RADIOPAQUE MARKER ON THE #1 CONTACT. COMPLETE CONTACT NUMBER AS WELL AS AN INTEGRATED CABLE WITH EEG CONNECTORS. FOR OTHER OPTIONS, PLEASE CONSULT YOUR PMT® REPRESENTATIVE OR DISTRIBUTOR.

MODEL NUMBER	DESCRIPTION	MATERIAL
2110-04-077	4 contact, 1 exit, 4 EEG connectors	Platinum
2111-04-077	4 contact, 1 exit, 4 EEG connectors	Stainless Steel



MODEL NUMBER	DESCRIPTION	MATERIAL
2110-06-077	6 contact, 1 exit, 6 EEG connectors	Platinum
2111-06-077	6 contact, 1 exit, 6 EEG connectors	Stainless Steel



MODEL NUMBER	DESCRIPTION	MATERIAL
2110-08-077	8 contact, 1 exit, 8 EEG connectors	Platinum
2111-08-077	8 contact, 1 exit, 8 EEG connectors	Stainless Steel



MODEL NUMBER	DESCRIPTION	MATERIAL
2110-08-075	8 contact, 2x4, 1 exit, 8 EEG connectors	Platinum
2111-08-075	8 contact, 2x4, 1 exit, 8 EEG connectors	Stainless Steel



\*ALL PARTS NOT SHOWN TO SCALE

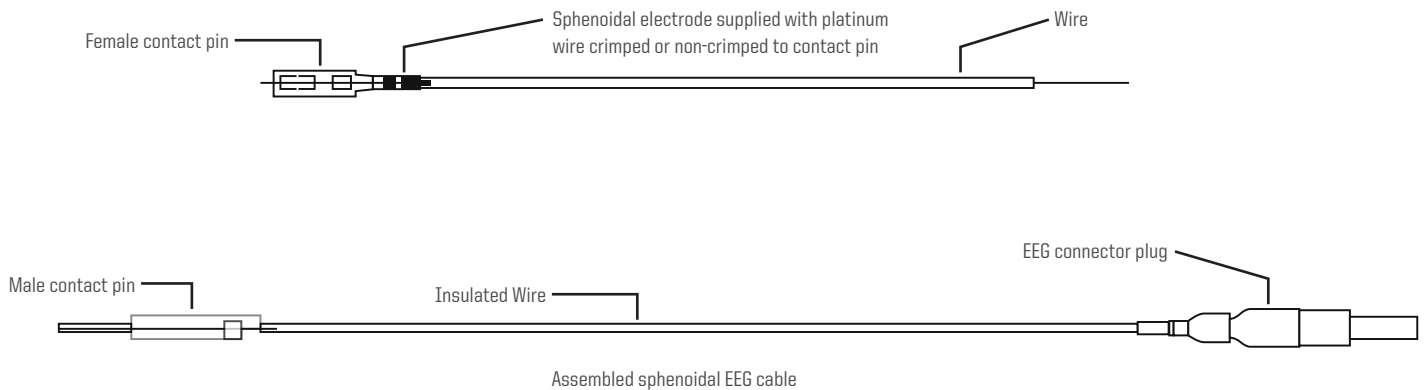
# PMT® SPHENOIDAL ELECTRODES

CAN BE SUPPLIED INDIVIDUALLY OR IN SETS, USING 36 GAUGE PLATINUM, STAINLESS STEEL OR SILVER WIRE. UNLESS SPECIFIED OTHERWISE SPHENOIDAL ELECTRODES ARRIVE IN 30 cm LENGTH, WITH 3-5 MM TIP. FOR OTHER OPTIONS, PLEASE CONSULT YOUR PMT® REPRESENTATIVE OR DISTRIBUTOR.

MODEL NUMBER	DESCRIPTION	(WITH CABLES)	CRIMPED
2101-31-02	2 Each Stainless Steel Electrodes, 2 Needles	WITH 2 Cables	Yes
2101-32-02	2 Each Stainless Steel Electrodes, 2 Needles	WITH 2 Cables	No
2102-31-02	2 Each Platinum Electrodes, 2 Needles	WITH 2 Cables	Yes
2102-32-02	2 Each Platinum Electrodes, 2 Needles	WITH 2 Cables	No
2103-31-02	2 Each Silver Electrodes, 2 Needles	WITH 2 Cables	Yes
2103-32-02	2 Each Silver Electrodes, 2 Needles	WITH 2 Cables	No

MODEL NUMBER	DESCRIPTION	(WITHOUT CABLES)	CRIMPED
2101-31-03	2 Each Stainless Steel Electrodes and 2 Needles		Yes
2101-32-03	2 Each Stainless Steel Electrodes and 2 Needles		No
2102-31-03	2 Each Platinum Electrodes and 2 Needles		Yes
2102-32-03	2 Each Platinum Electrodes and 2 Needles		No
2103-31-03	2 Each Silver Electrodes and 2 Needles		Yes
2103-32-03	2 Each Silver Electrodes and 2 Needles		No

MODEL NUMBER	DESCRIPTION
2122	Sphenoidal Electrode EEG Cable 1.5 mm socket Set (2 cables)
2105	Crimping Tool for Non-Crimped Sphenoidal Electrode



\*ALL PARTS NOT SHOWN TO SCALE

# PMT® CORTAC® NON-STANDARD ORDER FORM

PLEASE COMPLETE THE BELOW CHART ACCORDING TO YOUR SPECIFICATIONS. DRAWINGS ARE NOT TO SCALE.

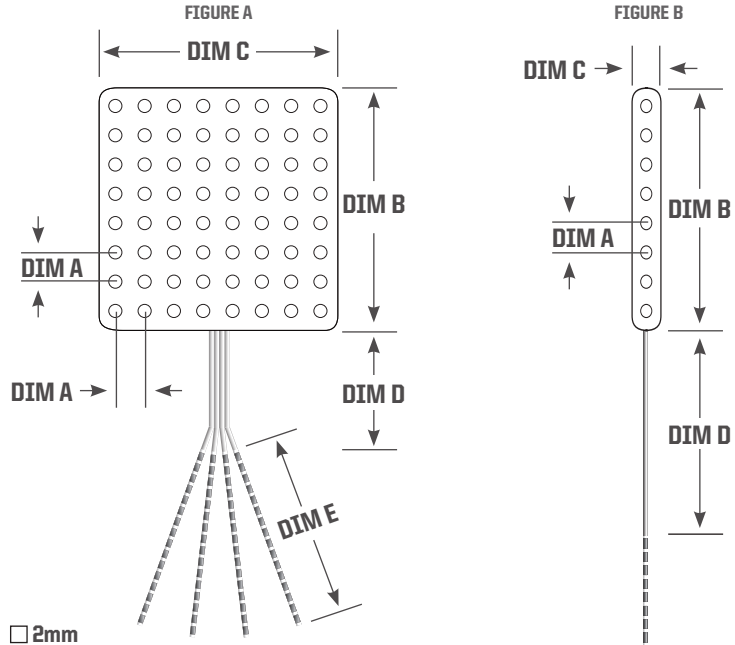
HOSPITAL: \_\_\_\_\_ DOCTOR: \_\_\_\_\_ CONTACT: \_\_\_\_\_

PATIENT NAME: \_\_\_\_\_ SALES REP: \_\_\_\_\_

DOCTOR'S SIGNATURE: \_\_\_\_\_ DATE: \_\_\_\_\_ ORDER #: \_\_\_\_\_

\*ALL PARTS NOT SHOWN TO SCALE

PLEASE DRAW CONTACT CONFIGURATION NEEDED ON GRID.



## 1. CONTACTS

- Number of Contacts: \_\_\_\_\_
- Contact Diameter:  4.5mm  3mm  2mm
- Contact Material:  Platinum  Stainless Steel
- Center to Center Contact Spacing (DIM A): \_\_\_\_\_ mm (FIGURE A) \_\_\_\_\_ mm (FIGURE B)
- Contact Number:  All  Top & Bottom Rows (If other configuration is desired, please mark in figure above).

## 2. DIMENSIONAL

- Length of Grid/Strip (DIM B): \_\_\_\_\_ mm (FIGURE A) \_\_\_\_\_ mm (FIGURE B)
- Width of Grid/Strip (DIM C): \_\_\_\_\_ mm (FIGURE A) \_\_\_\_\_ mm (FIGURE B)
- Thickness of Grid/Strip: \_\_\_\_\_ mm (FIGURE A) \_\_\_\_\_ mm (FIGURE B)
- Length of Lead (DIM D): \_\_\_\_\_ mm (FIGURE A) \_\_\_\_\_ mm (FIGURE B)
- Number of Tails: \_\_\_\_\_
- Length of Tails (DIM E): \_\_\_\_\_ mm (FIGURE A) \_\_\_\_\_ mm (FIGURE B)

## 3. CONNECTOR

- Connector Type:  Standard  Heavy-duty  Mini  In-Line
- Connector Markings Type:  #ID Tail  Color Coding

## 4. RADIOPAQUE

- Radiopaque Contacts:  Yes  No
- Radiopaque Grid:  Yes  No

## 5. MISCELLANEOUS

Please identify any other specifications required: \_\_\_\_\_  
 \_\_\_\_\_  
 \_\_\_\_\_

# PMT® DEPTHALON® NON-STANDARD ORDER FORM

PLEASE COMPLETE THE BELOW CHART ACCORDING TO YOUR SPECIFICATIONS. DRAWINGS ARE NOT TO SCALE.

HOSPITAL: \_\_\_\_\_ DOCTOR: \_\_\_\_\_ CONTACT: \_\_\_\_\_

PATIENT NAME: \_\_\_\_\_ SALES REP: \_\_\_\_\_

DOCTOR'S SIGNATURE: \_\_\_\_\_ DATE: \_\_\_\_\_ ORDER #: \_\_\_\_\_

1. NUMBER OF CONTACTS: \_\_\_\_\_

2. CONTACT MATERIAL:

Platinum  Stainless Steel

3. CONTACT LENGTH:

5mm  2mm

4. CENTER TO CENTER SPACING OF THE ELECTRODES (DIM A): \_\_\_\_\_

cm

5. LENGTH FROM TIP ELECTRODE TO COLLAR (DIM B): \_\_\_\_\_

cm

6. LENGTH OF COLLAR (DIM C): \_\_\_\_\_

7. LENGTH FROM COLLAR TO CONNECTOR (DIM D): \_\_\_\_\_

8. MAIN TUBING LENGTH (DIM E): \_\_\_\_\_

cm

9. CONNECTOR HEAT SHRINK COLOR CODING:

Yes  No

10. CONNECTOR TYPE:

Standard  Mini  Heavy-duty  In-Line

11. STYLET ENTRY POSITION (DIM F): \_\_\_\_\_

cm

12. STYLET MATERIAL PREFERENCE:

Stainless Steel  Tungsten

13. STYLET LENGTH (DIM G): \_\_\_\_\_

cm

14. MISCELLANEOUS SPECIFICATIONS NEEDED: \_\_\_\_\_

## FOR PMT® CORPORATION USE ONLY

### SHIPMENT VERIFICATION

ENGINEERING: \_\_\_\_\_

SHIPPING MANAGER: \_\_\_\_\_

QUALITY ASSURANCE MANAGER: \_\_\_\_\_

NOTES: \_\_\_\_\_

\_\_\_\_\_

\_\_\_\_\_

\_\_\_\_\_

\_\_\_\_\_

\_\_\_\_\_

\_\_\_\_\_

\_\_\_\_\_

\_\_\_\_\_

\_\_\_\_\_

\_\_\_\_\_

\_\_\_\_\_

\_\_\_\_\_

\_\_\_\_\_

\_\_\_\_\_

\_\_\_\_\_

\_\_\_\_\_

\_\_\_\_\_

\_\_\_\_\_

\_\_\_\_\_

\_\_\_\_\_

\_\_\_\_\_

\_\_\_\_\_

\_\_\_\_\_

\_\_\_\_\_

\_\_\_\_\_

\_\_\_\_\_

\_\_\_\_\_

## **PMT® WARRANTY AND DISCLAIMER**

**PMT® Corporation warrants that reasonable care was used in the choice of materials and manufacture of this product. PMT® Corporation shall not be liable for any incidental or consequential loss, damage, expense, or injury directly or indirectly arising from the use of this product, other than the replacement of it, should PMT® Corporation's investigation show the product was defective at the time of shipment by PMT® Corporation. Because PMT® Corporation has no control over the conditions of use, patient selection, post-surgical stresses, or handling of the device after it leaves the possession of PMT® Corporation, PMT® Corporation cannot guarantee the outcome or effects of any procedure involving PMT® Neurosurgical Electrodes. The foregoing warranties, as conditioned and limited are in lieu of and exclude all other warranties not expressly set forth herein, whether expressed or implied by operation of law or otherwise, including, but not limited to, any implied warranties of MERCHANTABILITY OR FITNESS FOR USE. PMT® Corporation neither assumes nor authorizes any other person to assume for it any other or additional liability or responsibility in connection with this product.**

**CAUTION:**  
**Federal Law (USA) restricts this device to sale by or on the order of a physician.**



PMT® Corporation • 1500 Park Road • Chanhassen, MN USA 55317  
1-800-MANKIND (626-5463) • Phone: 952-470-0866 • Fax: 952-470-0865  
[www.pmtcorp.com](http://www.pmtcorp.com)

PMT, Cortac, Dephalon and Mankind are registered trademarks of PMT® Corporation.  
Patented by US Patent #6162101, 6024702, 5961909, 5902236 and other patents pending.  
©2015 PMT® Corporation. All Rights Reserved  
PN 12876 Rev. 3 06/15